

Buddy Jug – How To Dilute Spic and Span Disinfecting 3-in-1

Products Needed



Spic and Span®
Disinfecting
All-Purpose
Spray & Glass
Cleaner

Tools Needed

- Buddy Jug
- Gloves and Goggles, Safety
- Measuring Cup

Frequency

As Needed

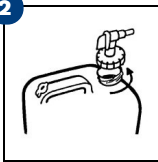
Special Directions

Wear appropriate gloves, if required or sensitive to cleaning solutions.


- 1** Put on gloves and goggles.



- 2** Twist **OFF** the buddy jug faucet assembly.



- 3** Fill 2.5 gallon buddy jug with 2 gallons of water, or a 5 gallon buddy jug with 4 gallons of water.



Buddy Jug Size and Dosing:

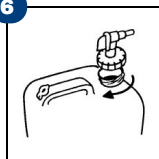
- Dispensed 22 oz of the Spic and Span product for a 2.5 gallon buddy jug, or
- Dispensed 44 oz of the Spic and Span product for a 5 gallon buddy jug

- 4** Pour Spic and Span product into the buddy jug to avoid foaming the solution.




- 5** Fill the rest of the buddy jug with water to the fill line or about 13 cups.

- 6** Twist **ON** the buddy jug faucet assembly.



- 7** Unplug the venting plug when the buddy jug is stored. The jug pressure will build up and will slow the dispensing of the solution.



every experience counts.™

P&G
Professional