

How to Repair Equipment



Cómo reparar piezas de repuesto

1) Examine the product bottle. Is there sufficient cleaning chemical?

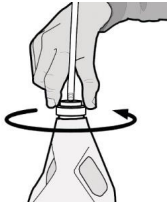
- NO: Replace with a new bottle.



2) Check the mating cap. Is it on securely? If broken, replace with the same color cap.



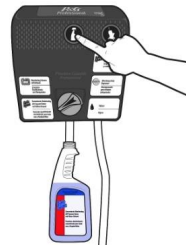
Scan QR Code to
View Video



Escanee el código
QR para ver el
video

3) Is the dispenser working?


- YES: Congratulations you fixed it!
- NO: Call for service 800-332-7787



**Spare Parts Kit
available at
pgprosupplies.com**

Spare Parts

Piezas de Repuesto



Hose Filter Washer

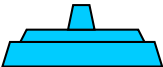
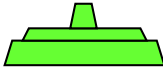

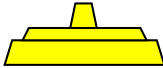


Scan QR Code to
View Video



Escanee el código
QR para ver el
video

Part Color Must Match Product

Spic & Span Disinfecting All-Purpose Spray and Glass Cleaner Light Blue Mating Cap	
Comet Disinfecting - Sanitizing Bathroom Cleaner Light Green Mating Cap	
Febreze Fabric Refresher Orange Mating Cap	
Mr. Clean Finished Floor Cleaner Yellow Mating Cap	

Scan QR Code to
view the
Troubleshooting
Playlist



Replacement spray bottles,
cleaning tools and other supplies
are available at
pgprosupplies.com