

# How to Repair Equipment



## Cómo Reparar piezas de repuesto

1) Examine the product bottle. Is there sufficient cleaning chemical?

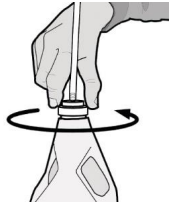
- NO: Replace with a new bottle.



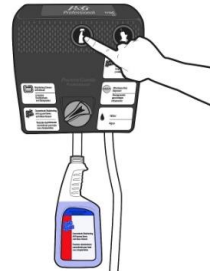
2) Check the mating cap. Is it on securely? If broken, replace with the same color cap.



Scan QR Code to  
View Video



Escanee el código  
QR para ver el  
video



3) Is the dispenser working?

- YES: Congratulations you fixed it!
- NO: Call for service 800-332-7787




Spare Parts Kit  
available at  
[pgprosupplies.com](http://pgprosupplies.com)

0352-3284 Foodservice –  
Mop Sink Area  
Rev: 11/2023

# Spare Parts

Piezas de Repuesto



Hose Filter Washer

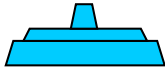
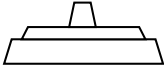

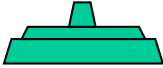


Scan QR Code to  
View Video



Escanee el código  
QR para ver el  
video

## Part Color Must Match Product

<b>Spic &amp; Span Disinfecting All-Purpose Spray and Glass Cleaner</b> Light Blue Mating Cap	
<b>Comet (or Disinfecting) Cleaner With Bleach</b> White Mating Cap	
<b>Dawn Multi-Surface Heavy Duty Degreaser</b> Purple Mating Cap	
<b>Spic &amp; Span Floor and Multi Surface Cleaner</b> Dark Green Mating Cap	

Scan QR Code to  
view the  
Troubleshooting  
Playlist



**Replacement spray bottles,  
cleaning tools and other supplies  
are available at  
[pgprosupplies.com](http://pgprosupplies.com)**