

3-Lever Hose System

Products Needed



Spic and Span® Floor and Multi-Surface Cleaner



Clean Quick® Broad Range Quaternary Sanitizer

Tools Needed

- Nylon Brush, Non-Scratch
- Scraper
- Scrub Pad, Non-Scratch

Frequency

According to the Master Cleaning Schedule.

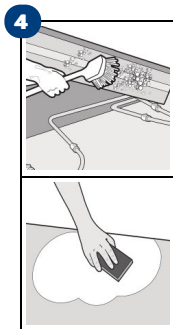
Special Directions

Wear appropriate gloves, if sensitive to cleaning solutions. Refer to Operating 3-Lever Hose System procedure.

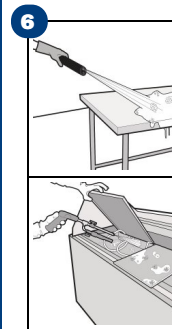
Preclean



Scrape or remove heavy food soils into trash.

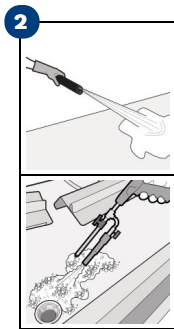


Scrub all surfaces with a brush or scrub pad.

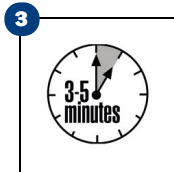


Apply sanitizer solution on the surfaces.

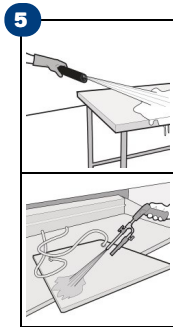
Wash



Apply Spic and Span foam and cover all the surfaces.



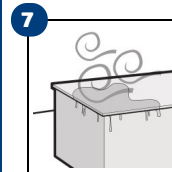
Allow the surfaces a 3 – 5 minute soak time.



Rinse

Apply rinse water to remove soil and cleaner residues.

Adequately Air-Dry



Allow at least a 1 minute contact time and adequately air-dry.

NOTE: Reopen the wand valve to relieve the pressure in the hose. Always close ALL valves after use.

NOTE: When foam solution is in the hose, the foam will continue for a few seconds until the hose is flushed with rinse water.

Sanitize

