





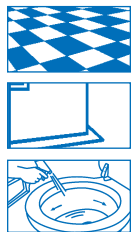


PRODUCT

	DAWN® HEAVY DUTY FLOOR CLEANER			
	DESCRIPTION			
	Cuts tough grease on quarry tile, the grease fighting power of Dawn now for your floor. Includes dosing pump to ensure proper dilution and value. Versatile multipurpose cleaner for floors, walls, tables, food-contact surfaces, and restrooms.			
DISTRIBUTOR - CODE	FORMAT	CASE COUNT	UPC - CODE	DIMENSIONS
				weight cube case = length x width x height
	Jug	3 x 3.78 L	100-37000-08789-9 / case 0-37000-08789-2 / unit	13.60 kg 0.024 m³ 30.17 cm x 25.12 cm x 31.59 cm
PRODUCT IMAGE		RELATED PRODUCTS	COMPONENTS	ACCESSORIES
		 MR. CLEAN® FINISHED FLOOR CLEANER  SPIC AND SPAN® FLOOR CLEANER WITH BLEACH  SPIC AND SPAN® FLOOR CLEANER	No phosphate Biodegradable surfactants	 Manual 1 oz pump for 3.78 L jug


APPLICATIONS



Floors

Walls

Restrooms



Tables

Food contact surfaces

NOTES

APPEARANCE

- Orange liquid

ODOUR

- Floral scent

USAGE INSTRUCTIONS

DILUTION

NORMAL SOIL LEVEL

Add 29 mL / 1 oz US of Dawn Heavy Duty Floor Cleaner per 4 L / 1 gallon US of HOT water.

HEAVY SOIL

Add 58 mL / 2 oz US per 3.78 L / gallon US of water.

OTHERS SURFACES

Add 29 mL / 1 oz US per 7.5 L / 2 gallons US of HOT water

FOR CLEANING INSTRUCTIONS

1. Sweep floors.
2. Make solution.
3. Apply solution.
4. Remove solution. For best results, use a foam squeegee.
If using a mop, rinse often in detergent solution.

FOOD CONTACT SURFACES CLEANING INSTRUCTIONS

1. Remove gross soils.
2. Clean with hot detergent solution.
Scrub with equipment brush.
3. Rinse thoroughly with potable water.
4. Sanitize with an appropriate product.
5. Air dry.

