






PRODUCT

	<p>DAWN® HEAVY DUTY DEGREASER</p>			
	<p>DESCRIPTION</p>			
	<p>Full strength cleaning for tough, greasy soils. Non-corrosive to hands.</p>			
DISTRIBUTOR - CODE	FORMAT	CASE COUNT	UPC - CODE	DIMENSIONS
				<p>weight cube</p> <p>case = length x width x height</p>
	Bottle	5 x 1.90 L	100-37000-04853-1 / case 0-37000-04853-4 / unit	<p>11.79 kg 0.028 m³</p> <p>48.10 cm x 17.62 cm x 32.86 cm</p>
	Jug	3 x 3.78 L	100-37000-04852-4 / case 0-37000-04852-7 / unit	<p>13.61 kg 0.024 m³</p> <p>30.17 cm x 25.09 cm x 31.59 cm</p>
PRODUCT IMAGE		RELATED PRODUCTS	COMPONENTS	ACCESSORIES
		 DAWN™ POWER DISSOLVER  SPIC AND SPAN™ DISINFECTING ALL-PURPOSE SPRAY AND GLASS CLEANER  MR. CLEAN™ MAGIC ERASER	<p>Non phosphate</p> <p>Non-caustic</p> <p>Non-flammable</p>	 Spray Bottles

APPLICATIONS



Range hoods



Ovens
Walls behind equipment



Fuel islands
Drivethrus

NOT FOR USE ON :

Plastic or coated aluminium surfaces

NOTES

APPEARANCE

- Clear purple liquid

ODOUR

- Pine perfume

USAGE INSTRUCTIONS

GREASY SURFACES (FRYER AREA, RANGE HOODS, OVENS, ETC.)

1. Apply full strength.
2. Wipe.
3. Let soak for extra tough soils.

GREASY FLOORS

1. For built-up grease, apply full strength.
2. Scrub.
3. Let soak for 5 minutes.
4. Remove solution.

PARKING LOTS, DRIVE THRUS AND FUEL ISLANDS

1. Apply full strength.
2. Scrub.
3. Let soak 5 minutes.
4. Wet with water.
5. Scrub again.
6. Rinse with hose.

FOR LIGHTER SOILS

Mix an equal amount of water with Dawn Heavy Duty Degreaser in a spray bottle.

