


# HOTEL GUEST BEDROOM CLEANING

Tools Needed		Products Needed
<ul style="list-style-type: none"> <li>• Cleaning Towels for Mirrors and Glass</li> <li>• Cleaning Towels for Furniture</li> <li>• Air Pump (optional)</li> </ul>		<p>Spic and Span® Disinfecting All-Purpose Spray and Glass Cleaner (3-in-1)</p> <p>Swiffer® Sweeper &amp; Dusting Cloths</p> <p>Febreze® Fabric Refresher</p> 

**FREQUENCY OF CLEANING:** After every occupancy.


**SPECIAL DIRECTIONS FOR THIS TASK:** If sensitivity to cleaning solutions is a concern, wear disposable gloves. For faster application of fabric refresher, use the air pump.




**MIRRORS, GLASS, AND FURNITURE**  
**STEP 1**

- Spray 3-in-1 all purpose spray and glass cleaner directly on surfaces to be cleaned.
- Wipe with clean towel.

**NOTE:** If streaking occurs, use less product and/or do not buff completely dry. Use a separate towel when cleaning glass and mirrors.

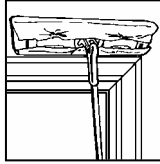




**TVS, DOORS AND WINDOW FRAMES, PLANTS AND OTHER HARD-TO-REACH OR CLEAN SURFACES**  
**STEP 2**


- Wipe surface with Swiffer dusting cloth.

**NOTE:** Swiffer dusting cloths must be used on dry surfaces. Do not spray anything on Swiffer dusting cloth.




- Attach Swiffer cloth to sweeper for hard-to-reach surfaces.

**NOTE:** Be sure to use both sides of Swiffer dusting cloth. Use one dusting cloth to clean 16 rooms, 8 rooms per side.



**NON-SMOKING ROOM ODOR TREATMENT**  
**STEP 3A**

- Lightly spray Febreze fabric refresher on draperies, bedspreads, furniture cushions and carpet.
- When the fabric dries, odors disappear.
- For problem odors, use a little extra Febreze fabric refresher.



**SMOKING ROOM ODOR TREATMENT**  
**STEP 3B**

- Spray Febreze fabric refresher on draperies, bedspreads, furniture cushions and carpet until lightly damp.
- Spray air conditioner/heater intake vents (2-3 sprays) while the unit is running.
- Spray lamp shades (1-2 sprays).
- Spray unused bathroom towels (1-2 sprays).
- When the fabric dries, odors disappear.

**NOTE:** Febreze fabric refresher eliminates odors trapped in fabrics. Febreze is not a perfume cover-up. As the fabric dries, fabric and Febreze odors disappear. The odors won't come back, leaving the fabric odor-free.

**Febreze is safe on virtually all fabrics. It does not yellow, tarnish or build up over time. Always test on a hidden area of fabric.**