

CARPET / UPHOLSTERY PROTECTANT APPLICATION

Tools Needed

- 1 Gallon Sprayer
- Measuring Cup

Product Needed

P&G Pro Line
Carpet/Upholstery Protectant



FREQUENCY OF USE: Carpet/Upholstery Protectant will prolong life of carpet and protect carpet from soil and oil penetration. Use Carpet/Upholstery Protectant after extraction cleaning. Carpet / Upholstery Protectant may also be applied after spot removal or bonnet cleaning.

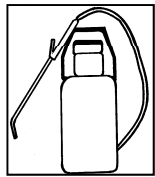
PREPARATION: Collect all tools, equipment and products required. Ensure all equipment is operational. Choose appropriate safety equipment.

SPECIAL DIRECTIONS FOR THIS TASK: Protectant can be applied to freshly cleaned wet or dry carpet. Fabric being treated must be free from all detergent residue. Hot water extraction of area is recommended prior to treatment. Remove wet floor sign when carpet is dry.



STEP 1

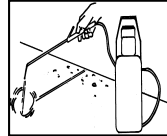
- Post "wet floor" sign in area to be treated.



STEP 2

- When preparing spray solution, mix at 1:3 or 1 part P&G Pro Line Carpet/Upholstery Protectant to 3 parts water (or 43 ounces of concentrated protectant to each gallon of water).
- In order to minimize foam when mixing:
 - Fill sprayer with the desired amount of water before adding protectant.
 - Add the correct amount of concentrated protectant based upon the amount of water added to sprayer.

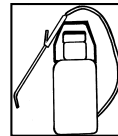
NOTE: Protectant can be applied to freshly cleaned wet or dry carpet. Fabric being treated must be free from all detergent residue. Hot water extraction of area is recommended prior to treatment.



STEP 3

- Start at farthest point from door, spray solution using left to right / right to left motion.
- Work towards doorway.

NOTE: For short nap commercial looped carpet apply 4 ounces per square yard. For longer nap apply 6 ounces per square yard.



Using for Upholstery:

- After upholstery is cleaned, P&G Pro Line Carpet/Upholstery Protectant can be applied.
- Mix spray solution the same way as described in Step #2.
- Spray to cover all of the upholstery material with an even spray. Material should be slightly damp, but not saturated when finished spraying.
- Allow to dry before put back into use.



NOTE: For normal upholstery, apply about 4 ounces per square yard.